

Tucson Stoneworks Edge Selection









3901 N Oracle Road

Tucson, AZ 85705

ROC# 280431

Edge Profile Sheet

Edges 1-4 are standard included edges * *Edges 5-8 are upgraded edges* *

 <p>1. Standard Edge - 3cm Eased</p> <hr/> <p>** 4cm additional upgrade</p>	 <p>2. Standard Edge - 3cm Full Bullnose</p> <hr/> <p>** 4cm additional upgrade</p>
 <p>3. Standard Edge - 3cm Half Bullnose</p> <hr/> <p>** 4cm additional upgrade</p>	 <p>4. Standard Edge - 3cm Crescent</p> <hr/> <p>** 4cm additional upgrade</p>
 <p>5. Upgrade Option - 3cm Top Bevel</p> <hr/> <p>** 4cm additional to upgrade</p>	 <p>6. Upgrade Option - 3cm Chiseled</p> <hr/> <p>** 4cm/6cm additional upgrade</p>
 <p>7. Upgrade Option - 2''-2.5'' Mitered</p> <hr/> <p>** Available in any thickness for additional upgrade</p>	 <p>8. Upgrade Option - 3cm Shark Nose</p> <hr/> <p>** Also available: 2'' mitered shark nose for additional upgrade</p>